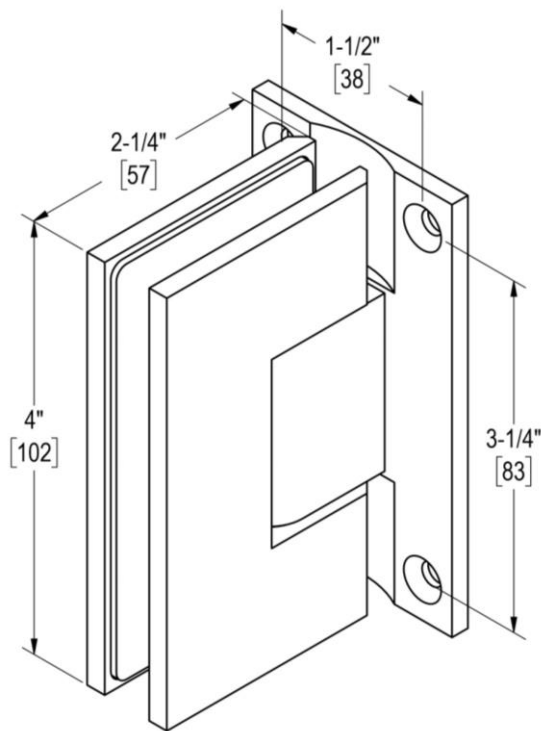
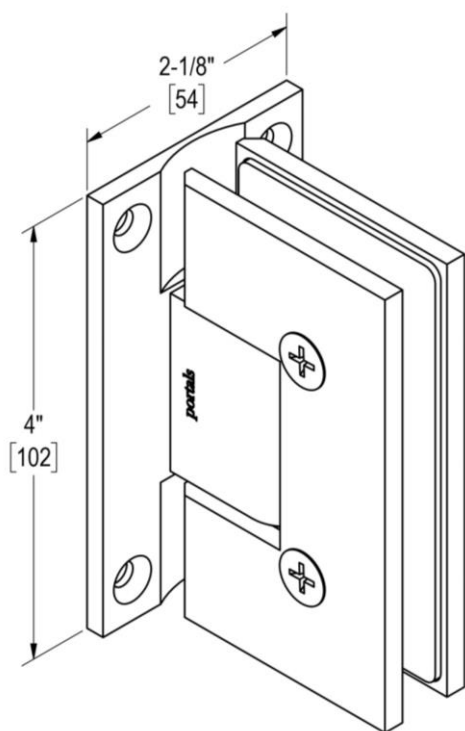


# TAIGA

## HEAVY DUTY 90° WALL-GLASS HINGE WITH 5° OFFSET

Product Code: TAG81071

portals



### MATERIALS

- Solid brass body, Dacromet-coated steel springs, stainless steel fasteners, and clear PVC gaskets
- Optional Allen head screws for cover plate & #10 x 2" [51 mm] Phillips head wood screws included

### FUNCTION DETAILS

- Backplate with scalloped recess allows installers to minimize distance between wall and door edge, providing tighter seal.
- Heavy Duty hinges are engineered to support wider, heavier glass doors.
- Self-closing within ~25° of close position.
- Integrated gaskets are adhered to hinges, fully isolating glass from metal and simplifying installation.
- Extensive product testing simulates use well beyond the average lifespan of a typical shower enclosure.

Max. Capacity:	2 Hinges	3 Hinges
Door Width	36" [914 mm]	36" [914 mm]
Door Weight	120 lbs [54 kg]	150 lbs [68 kg]
Glass Thickness	3/8" [10 mm] to 1/2" [12 mm]	

### PRODUCT NOTES

- Item requires glass fabrication and should only be used with tempered safety glass.
- Threaded pins within hinges provide greater flexibility by allowing use of "Mouse Ear" glass cutouts if left in place, or Rectangular glass cutouts if removed.
- Dual-sided pivot pin can provide neutral closure or tighter closure offset 5° inward depending on orientation within hinge. Close position is easily changed by disassembling hinge and rotating pin.

### CARE & MAINTENANCE

Portals products should be cleaned with water and dried with a soft cloth. Use of harsh or abrasive chemicals may harm finish and will void the warranty.

### WARRANTY

Lifetime warranty for residential use covers defects in material and workmanship of this product.

# TAIGA

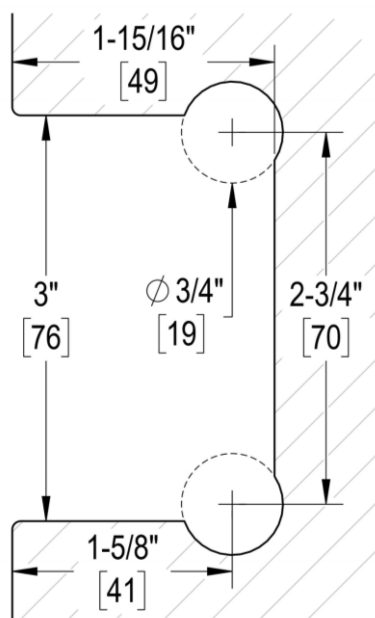
## HEAVY DUTY 90° WALL-GLASS HINGE WITH 5° OFFSET

Product Code: TAG81071

portals

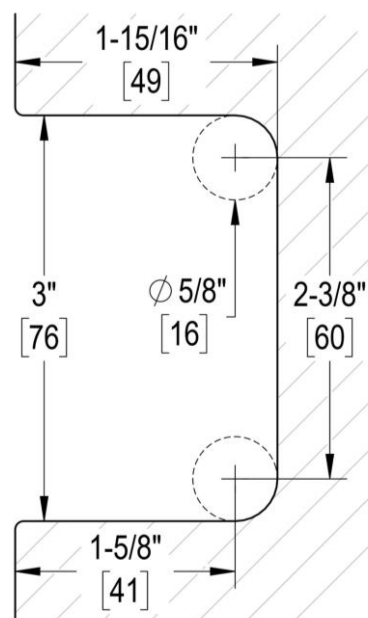
### MOUSE EAR TEMPLATE

Wall-Glass Clearance = 1/8" [3 mm] to 3/16" [5 mm]



### RECTANGULAR TEMPLATE

Wall-Glass Clearance = 1/8" [3 mm] to 3/16" [5 mm]



### TEMPLATES & CLEARANCES

- Item requires glass fabrication according to the template(s) provided.
- Select "Mouse Ear" cutouts to reduce potential for glass slipping or Rectangular cutouts for greater adjustability during installation.
- Clearance values must be taken into account when sizing doors and panels.

### INSTALLATION NOTES

- Do not exceed maximum door weight or width.
- Prior to installation, use alcohol pads to thoroughly clean areas of glass that will come in contact with gaskets. These areas should also be free of any protective coatings applied to the glass.
- Cover plate machine screws should only be hand-tightened to 3 ft/lbs.
- Portals recommends "blocking" the hinges so the door rests directly on them. Either A) top the hinges within the cutouts or B) center hinges in cutouts and place shims in specified area(s) to fill gap(s).

Max. Capacity:	2 Hinges	3 Hinges
Door Width	36" [914 mm]	36" [914 mm]
Door Weight	120 lbs [54 kg]	150 lbs [68 kg]
Glass Thickness	3/8" [10 mm] to 1/2" [12 mm]	

